

# POLY CHECK VALVES



- Flanged connections
- Molded in glass reinforced polypropylene
- EPDM o-ring
- Max. 150 PSI

No.	Flange
716-100	1"
716-200	1½"
716-220	2"

## IN-LINE CHECK VALVES

- Molded with no parting line
- Functional from 1 to 150 PSI
- Check Valves are "Zero-Gravity" Fittings
- Can be mounted in any position
- ISO 9000 certified
- Manufactured from FDA approved resins



### CHECK VALVES

No.	Tube ID
<b>Nylon Body / Neoprene Diaph.</b>	
60-18NN	1/8"
60-316NN	3/16"
60-14NN	1/4"
60-38NN	3/8"
<b>Polycarbonate Body / Neoprene Diaph.</b>	
*60-18PN	1/8"
*60-316PN	3/16"
*60-38PN	3/8"
<b>Kynar Body / Viton Diaph.</b>	
*60-18KV	1/8"
*60-316KV	3/16"
*60-38KV	3/8"
<b>Poly Propylene Body / Viton Diaph.</b>	
60-18PV	1/8"
60-316PV	3/16"
60-14PV	1/4"
60-38PV	3/8"

Limited quantities available




### REDUCING CHECK VALVES

No.	Tube ID x ID
<b>Nylon Body / Neoprene Diaph.</b>	
60-31618NN	3/16" x 1/8"
60-1418NN	1/4" x 1/8"
60-14316NN	1/4" x 3/16"
60-3818NN	3/8" x 1/8"
60-38316NN	3/8" x 3/16"
60-3814NN	3/8" x 1/4"
<b>Kynar Body / Viton Diaph.</b>	
*60-31618KV	3/16" x 1/8"
*60-1418KV	1/4" x 1/8"
*60-14316KV	1/4" x 3/16"
*60-3818KV	3/8" x 1/8"
*60-38316KV	3/8" x 3/16"
*60-3814KV	3/8" x 1/4"
<b>Polypropylene Body / Viton Diaph.</b>	
60-31618PV	3/16" x 1/8"
60-1418PV	1/4" x 1/8"
60-14316PV	1/4" x 3/16"
60-3818PV	3/8" x 1/8"
60-38316PV	3/8" x 3/16"
60-3814PV	3/8" x 1/4"



### ENLARGING CHECK VALVES

No.	Tube ID x ID
<b>Polycarbonate Body / Silicone Diaph.</b>	
*60-1814PS	1/8" x 1/4"
*60-31614PS	3/16" x 1/4"
<b>Nylon Body / Neoprene Diaph.</b>	
60-18316NN	1/8" x 3/16"
60-1814NN	1/8" x 1/4"
60-1838NN	1/8" x 3/8"
60-31614NN	3/16" x 1/4"
60-31638NN	3/16" x 3/8"
60-1438NN	1/4" x 3/8"
<b>Kynar Body / Viton Diaph.</b>	
*60-18316KV	1/8" x 3/16"
*60-1838KV	1/8" x 3/8"
*60-31614KV	3/16" x 1/4"
*60-31638KV	3/16" x 3/8"
*60-1438KV	1/4" x 3/8"
<b>Polypropylene Body / Viton Diaph.</b>	
60-18316PV	1/8" x 3/16"
60-1814PV	1/8" x 1/4"
60-1838PV	1/8" x 3/8"
60-31614PV	3/16" x 1/4"
60-31638PV	3/16" x 3/8"
60-1438PV	1/4" x 3/8"



### CHECK VALVE BULK HEAD

MPT x HB

- Precision molded
- Features same as above

No.	MPT x Tube ID
<b>Nylon Body / Neoprene Diaph.</b>	
61-18NN	1/8" x 1/8"
61-316NN	3/16" x 3/16"
61-14NN	1/4" x 1/4"
61-38NN	3/8" x 3/8"
<b>Kynar Body / Viton Diaph.</b>	
*61-18KV	1/8" x 1/8"
*61-316KV	3/16" x 3/16"
*61-14KV	1/4" x 1/4"
*61-38KV	3/8" x 3/8"
<b>Polycarbonate Body / Viton Diaph.</b>	
61-18PV	1/8" x 1/8"
61-316PV	3/16" x 3/16"
61-14PV	1/4" x 1/4"
61-38PV	3/8" x 3/8"

# BRASS DRAINS & VALVES



## DRAIN COCK

- Tee handle with bibb
- External seat

No.	MPT
239-18	1/8" x 1/8"
239-14	1/4" x 1/4"



## DRAIN COCK

- Lever handle

No.	MPT
241-18	1/8" x 1/8"
241-14	1/4" x 1/4"
241-38	3/8" x 3/8"
241-12	1/2" x 1/2"



## BRASS SHUTOFF COCK PIPE THREAD

No.	Size
2103-18	1/8" FPT x 1/8" FPT
2103-14	1/4" FPT x 1/4" FPT
2103-38	3/8" FPT x 3/8" FPT
2103-12	1/2" FPT x 1/2" FPT
2120-18	1/8" FPT x 1/8" MPT
2120-14	1/4" FPT x 1/4" MPT
2120-38	3/8" FPT x 3/8" MPT
2120-12	1/2" FPT x 1/2" MPT
2122-18	1/8" MPT x 1/8" MPT
2122-14	1/4" MPT x 1/4" MPT
2122-38	3/8" MPT x 3/8" MPT



## BRASS SHUTOFF COCK FLARE (FL)

No.	Size
2042-14	1/4" FL x 1/4" FL
2042-516	5/16" FL x 5/16" FL
2042-38	3/8" FL x 3/8" FL
2042-12	1/2" FL x 1/2" FL
2042-58	5/8" FL x 5/8" FL
2048-1418	1/4" FL x 1/8" MPT
2048-14	1/4" FL x 1/4" MPT
2048-51618	5/16" FL x 1/8" MPT
2048-51614	5/16" FL x 1/4" MPT
2048-3814	3/8" FL x 1/4" MPT
2048-38	3/8" FL x 3/8" MPT
2048-3812	3/8" FL x 1/2" MPT
2048-1238	1/2" FL x 3/8" MPT
2048-12	1/2" FL x 1/2" MPT
2048-5812	5/8" FL x 1/2" MPT



## BRASS SADDLE

- Fits up to 3/4" pipe

No.	MPT
S3069-WT	1/8" FPT



## DRAIN COCK

- Tee handle
- External seat

No.	MPT
240-18	1/8" x 1/8"
240-14	1/4" x 1/4"
240-38	3/8" x 3/8"
240-12	1/2" x 1/2"



## DRAIN COCK

- Tee handle
- Internal seat

No.	MPT
243-18	1/8" x 1/8"
243-14	1/4" x 1/4"



## BRASS COMPRESSION SHUTOFF

No.	Size
2062-14	1/4" Tube x 1/4" Tube
2062-38	3/8" Tube x 3/8" Tube
2062-516	5/16" Tube x 5/16" Tube
2062-12	1/2" Tube x 1/2" Tube
2068-1418	1/4" Tube x 1/8" MPT
2068-14	1/4" Tube x 1/4" MPT
2068-51618	5/16" Tube x 1/8" MPT
2068-51614	5/16" Tube x 1/4" MPT
2068-3814	3/8" Tube x 1/4" MPT
2068-38	3/8" Tube x 3/8" MPT
2068-1238	1/2" Tube x 3/8" MPT



## 90° NEEDLE VALVE

- Available in pipe thread, flare or compression

No.	Size
3069-31618	3/16" Comp x 1/8" MPT
3069-1418	1/4" Comp x 1/8" MPT
3069-14	1/4" Comp x 1/4" MPT
3069-51618	5/16" Comp x 1/8" MPT
3069-3818	3/8" Comp x 1/8" MPT
3069-3814	3/8" Comp x 1/4" MPT
3049-1418	1/4" FL x 1/8" MPT
3049-14	1/4" FL x 1/4" MPT
3049-51618	5/16" FL x 1/4" MPT
3049-51614	3/8" FL x 3/8" MPT
3049-3814	3/8" FL x 1/2" MPT



## BRASS COMPRESSION SHUTOFF

No.	Size
3120-18	1/8" FPT x 1/8" MPT
3120-14	1/4" FPT x 1/4" MPT
3103-18	1/8" FPT x 1/8" FPT
3103-14	1/4" FPT x 1/4" MPT
3122-18	1/8" MPT x 1/8" MPT
3122-14	1/4" MPT x 1/4" MPT



## HEAVY DUTY DRAIN COCK

- Tee handle

No.	MPT
T241-18	1/8" x 1/8"
T241-14	1/4" x 1/4"



## DRAIN COCK

- Forged Tee handle
- Internal seat

No.	MPT
242-18	1/8" x 1/8"
242-14	1/4" x 1/4"
242-38	3/8" x 3/8"



## 90° DRAIN COCK

- Tee handle with bibb
- Internal seat

No.	MPT
245-18	1/8" x 1/8"
245-14	1/4" x 1/4"



## NEEDLE VALVE FLARE

No.	Size
3048-1418	1/4" FL x 1/8" MPT
3048-14	1/4" FL x 1/4" MPT
3048-51614	5/16" FL x 1/4" MPT
3048-3814	3/8" FL x 1/4" MPT
3042-14	1/4" FL x 1/4" FL
3042-38	3/8" FL x 3/8" FL



## NEEDLE VALVE COMPRESSION

No.	Size
3068-31618	3/16" Comp x 1/8" MPT
3068-1418	1/4" Comp x 1/8" MPT
3068-14	1/4" Comp x 1/4" MPT
3068-51618	5/16" Comp x 1/8" MPT
3068-51614	5/16" Comp x 1/4" MPT
3068-3818	3/8" Comp x 1/8" MPT
3068-3814	3/8" Comp x 1/4" MPT



## NEEDLE VALVE ASSEMBLY

- Fits up to 3/4" pipe

No.	O.D. Tubing
S3069-14	1/4"
S3069-516	5/16"
S3069-38	3/8"

# BRASS BALL VALVES



## STANDARD PORT CAST BRASS BALL VALVE FPT x FPT



- 400 PSI W.O.G (Cold Water, Oil, Gas)
- Blow-Out Proof Stem
- Teflon Packing & Seat
- Chrome Plated Ball

No.	FPT	Port
6100-02	1/4"	0.3144"
6100-03	3/8"	0.3144"
6100-05	1/2"	0.3930"
6100-07	3/4"	0.5895"
6100-10	1"	0.7467"
6100-12	1 1/4"	0.9432"
6100-15	1 1/2"	1.2576"
6100-20	2"	1.4934"
6100-25	2 1/2"	1.9650"
6100-30	3"	2.5152"
6100-40	4"	2.9475"

## FORGED BRASS BALL VALVE MPT x MPT



- 400 PSI W.O.G (Cold Water, Oil, Gas)
- 150 PSI Saturated Steam
- Blow-Out Proof Stem
- Forged Brass Stem

No.	MPT	Port
*6102-05	1/2"	0.3937"
*6102-07	3/4"	0.5905"
*6102-10	1"	0.7874"
*6102-12	1 1/4"	0.9842"

Limited Quantities Available

## STANDARD PORT CAST BRASS BALL VALVE

Copper x Copper



- 400 PSI W.O.G (Cold Water, Oil, Gas)
- Blow-Out Proof Stem
- Teflon Packing & Seat
- Chrome Plated Ball

No.	C x C	Port
6101-05	1/2"	0.3930"
6101-07	3/4"	0.5895"
6101-10	1"	0.7467"
6101-12	1 1/4"	0.9432"
6101-15	1 1/2"	1.2576"
6101-20	2"	1.4934"

## STANDARD PORT FORGED BRASS BALL VALVE

Copper x FPT



- 400 PSI W.O.G (Cold Water, Oil, Gas)
- 150 PSI Saturated Steam
- Blow-Out Proof Stem
- Forged Brass Stem

No.	C x FPT	Port
*6105-05	1/2" x 1/2"	0.3937"
*6105-07	3/4" x 3/4"	0.5905"
*6105-10	1" x 1"	0.7874"
*6105-12	1 1/4" x 1 1/4"	0.9842"
*6105-15	1 1/2" x 1 1/2"	1.2598"
*6105-20	2" x 2"	1.4960"

## STANDARD PORT FORGED BRASS BALL VALVE

FPT x MPT



- 400 PSI W.O.G (Cold Water, Oil, Gas)
- 150 PSI Saturated Steam
- Blow-Out Proof Stem
- Forged Brass Stem

No.	FPT x MPT	Port
*6103-02	1/4"	0.3937"
*6103-03	3/8"	0.3937"
*6103-05	1/2"	0.3937"
*6103-10	1"	0.7874"
*6103-12	1 1/4"	0.9842"
*6103-15	1 1/2"	1.2598"
*6103-20	2"	1.4960"

## STANDARD PORT FORGED BRASS BALL VALVE

Copper x MPT



- 400 PSI W.O.G (Cold Water, Oil, Gas)
- 150 PSI Saturated Steam
- Blow-Out Proof Stem
- Forged Brass Stem

No.	C x FPT	Port
*6104-05	1/2" x 1/2"	0.3937"
*6104-07	3/4" x 3/4"	0.5905"
*6104-10	1" x 1"	0.7874"
*6104-12	1 1/4" x 1 1/4"	0.9842"
*6104-15	1 1/2" x 1 1/2"	1.2598"
*6104-20	2" x 2"	1.4960"

\* Limited quantities available

# BRASS GAS BALL VALVES



**5G** STANDARD 3.88 (USA)  
STANDARD CR91-002 (CAN)  
5 PSIG RATED GAS VALVE

**ANSI**  
AMERICAN NATIONAL  
STANDARDS INSTITUTE

**1/2PSI**

ANSI Z21.15 (USA)  
CGA 9.1 (CAN)  
1/2 PSIG APPLIANCE VALVE



MH15973  
Listed  
2J73

## FORGED BRASS GAS BALL VALVE WITH 1/8" PILOT TAP



- Side tapped for testing pressure, eliminating the need for a Test Tee
- Includes pilot tap plug
- Blow-Out Proof Stem

No.	Size	Port
*6159-05	1/2" FPT x 1/2" FPT	0.400"
*6159-07	3/4" FPT x 3/4" FPT	0.600"
*6160-0503	1/2" FPT x 3/8" FL	0.400"
*6160-0505	1/2" FPT x 1/2" FL	0.400"
*6161-03	3/8" FL x 3/8" FL	0.400"
*6161-05	1/2" FL x 1/2" FL	0.400"

## FORGED BRASS GAS BALL VALVE FLARE x FLARE



- Forged Brass Body
- 3/8" Flare x 3/8" Flare Yellow Handle
- 1/2" Flare x 1/2" Flare

No.	Flare	Port
6157-03	3/8"	0.400"
6157-05	1/2"	0.400"

## FORGED BRASS GAS BALL VALVE

MPT x FLARE



- Two Piece Body Design
- Forged Brass Body

No.	MPT x Flare	Port
*6155-0503	1/2" x 3/8"	0.400"

## FORGED BRASS GAS BALL VALVE

FPT x FLARE



- Two Piece Body Design
- Forged Brass Body
- 1/2" FPT x 3/8" Flare Yellow Handle
- 1/2" FPT x 1/2" Flare

No.	FPT x Flare	Port
*6153-0503	1/2" x 3/8"	0.400"
*6153-0505	1/2" x 1/2"	0.400"

\* Limited quantities available

## CAST BRASS GAS BALL VALVE

FPT x FPT



- One Piece Body Design 2G2 PSI G Rating Only
- Cast Brass Body
- "T" Lever Handle
- CSA Approved

No.	FPT	Port
6150-05	1/2"	0.400"
6150-07	3/4"	0.600"

## FORGED BRASS GAS BALL VALVE

FPT x FPT



- Two Piece Body Design
- Forged Brass Body

No.	FPT	Port
6151-03	3/8"	0.400"
6151-05	1/2"	0.400"
6151-07	3/4"	0.600"
6151-10	1"	0.800"

# FULL PORT BALL VALVES

## NICKEL PLATED BRASS FULL PORT BALL VALVES

FPT x FPT



- 150 PSI saturated steam
- 1/4" through 2" rated 600 PSI WOG
- 2 1/2" through 4" rated 400 PSI WOG
- Teflon Packing
- Chrome Plated Ball



No.	FPT	Port
6115-02	1/4"	0.393"
6115-03	3/8"	0.393"
6115-05	1/2"	0.590"
6115-07	3/4"	0.787"
6115-10	1"	0.984"
6115-12	1 1/4"	1.259"
6115-15	1 1/2"	1.575"
6115-20	2"	1.969"
6115-25	2 1/2"	2.559"
6115-30	3"	2.952"
6115-40	4"	3.937"

## FORGED BRASS FULL PORT BALL VALVE WITH DRAIN

FPT x FPT



- 600 PSI W.O.G (Cold Water, Oil, Gas)
- 150 PSI Saturated Steam
- Blow-Out Proof Stem

No.	FPT	Port
6109-05	1/2"	0.499"
6109-07	3/4"	0.787"
6109-10	1"	0.984"

## FULL PORT FORGED BRASS COMPRESSION VALVE WITH DRAIN



- 600 PSI W.O.G (Cold Water, Oil, Gas)
- Blow-Out Proof, forged brass stem

No.	Com.
6107-05	1/2" x 1/2"
6107-07	3/4" x 3/4"
6107-10	1" x 1"

## STANDARD PORT FORGED BRASS BALL VALVE

PEX x PEX



- 600 PSI W.O.G (Cold Water, Oil, Gas)
- Blow-Out Proof, forged brass stem

No.	Pex
6106-05	1/2"
6106-07	3/4"

## FORGED BRASS FULL PORT BALL VALVES

COPPER x COPPER



- 1/4" through 2" rated 600 PSI WOG
- 150 PSI Saturated Steam
- Teflon Packing
- Chrome Plated Ball



No.	C x C	Port
6113-05	1/2"	0.590"
6113-07	3/4"	0.787"
6113-10	1"	0.984"
6113-12	1 1/4"	1.259"
6113-15	1 1/2"	1.575"
6113-20	2"	1.969"
6113-25	2 1/2"	2.559"
6113-30	3"	2.952"
6113-40	4"	3.937"

## FORGED BRASS FULL PORT VALVE WITH DRAIN

Copper x Copper



- 600 PSI W.O.G (Cold Water, Oil, Gas)
- 150 PSI Saturated Steam
- Blow-Out Proof Stem

No.	C x C	Port
6110-05	1/2"	0.499"
6110-07	3/4"	0.787"
6110-10	1"	0.984"

## FULL PORT FORGED BRASS COMPRESSION VALVE NO DRAIN



- 600 PSI W.O.G (Cold Water, Oil, Gas)
- Blow-Out Proof, forged brass stem

No.	Com.
6108-05	1/2" x 1/2"
6108-07	3/4" x 3/4"
6108-10	1" x 1"

## FORGED BRASS MINI BALL VALVES



- 600 PSI W.O.G (Cold Water, Oil, Gas) except 6112-0102 only 200 WOG
- Forged Brass construction
- Teflon packing and seat
- Chrome plated ball

No.	FPT x FPT
6111-01	1/8" x 1/8"
6111-02	1/4" x 1/4"
<b>MPT x FPT</b>	
6112-01	1/8" x 1/8"
6112-0102	1/8" x 1/4"
6112-02	1/4" x 1/4"

## FULL PORT LOCKING HANDLE BRASS BALL VALVE

FPT x FPT



- Patented Locking Device
- Max 600 PSI up to 2" Max 450 PSI over 2"
- 150 WSP all sizes
- -40°F to 350°F
- Viton O-Rings
- Blow-Out Proof Stem
- Padlock Not Included
- Chrome plated brass ball
- Padlock Not Included



No.	FPT	Port
6114-02	1/4"	0.314"
6114-03	3/8"	0.393"
6114-05	1/2"	0.590"
6114-07	3/4"	0.787"
6114-10	1"	0.984"
6114-12	1 1/4"	1.259"
6114-15	1 1/2"	1.574"
6114-20	2"	1.968"
6114-25	2 1/2"	2.559"
6114-30	3"	3.149"
6114-40	4"	3.937"



## CHROME PLATED BRASS BALL VALVE

- Max 300 PSI
- Max 212° F
- Chromed Brass Ball, Stem & Body
- Teflon seat and Viton seals
- Nylon Lever Handle

No.	Size	Thread
7448	1/8"	FPT
7449	1/4"	FPT
7450	1/4"	FPT x MPT
7451	3/8"	FPT
7452	3/8"	FPT x MPT
7453	1/2"	FPT
7454	1/2"	FPT x MPT



## CHROME PLATED BRASS BALL VALVE

- Max 300 PSI
- Max 212° F
- Chromed Brass Ball, Stem & Body
- Teflon seat and Viton seals
- Nylon Butterfly Handle

No.	Size	Thread
7440	1/8"	FPT
7441	1/4"	FPT
7442	1/4"	FPT x MPT
7443	3/8"	FPT
7444	3/8"	FPT x MPT
7445	1/2"	FPT
7446	1/2"	FPT x MPT

# BRASS GATE & STOP LEVER VALVES



## FORGED BRASS GATE VALVE

FPT

- 200 PSI W.O.G (Cold Water, Oil, Gas)
- Cast Hand Wheel
- Meets ANSI / NSF

No.	FPT	Port
6010-02	1/4"	0.433"
6010-03	3/8"	0.472"
6010-05	1/2"	0.531"
6010-07	3/4"	0.748"
6010-10	1"	0.984"
6010-12	1 1/4"	1.259"
6010-15	1 1/2"	1.496"
6010-20	2"	1.929"
6010-25	2 1/2"	2.441"
6010-30	3"	2.952"
6010-40	4"	3.622"



## CAST BRASS GATE VALVE

Copper x Copper

- 200 PSI W.O.G (Cold Water, Oil, Gas)
- Cast Hand Wheel
- Meets ANSI / NSF

No.	C x C	Port
6011-05	1/2"	0.531"
6011-07	3/4"	0.748"
6011-10	1"	0.984"
6011-12	1 1/4"	1.259"
6011-15	1 1/2"	1.496"
6011-20	2"	1.929"



## FORGED BRASS STOP VALVE

FPT x FPT

- NSF 61-8 approved
- Max. 200°F (93°C)
- Min. 20°F (-6°C)
- Max. 150 PSI
- Teflon packing

No.	FPT
6023-05	1/2"
6023-07	3/4"

FORGED BRASS STOP/WASTE VALVES  
SEE ABOVE FOR FEATURES

6024-05	1/2"
6024-07	3/4"



## FORGED BRASS STOP VALVE

Copper x Copper

- NSF 61-8 approved
- Max. 200°F (93°C)
- Min. 20°F (-6°C)
- Max. 150 PSI
- Teflon packing

No.	C x C
6025-05	1/2"
6025-07	3/4"

FORGED BRASS STOP/WASTE VALVES  
SEE ABOVE FOR FEATURES

6026-05	1/2"
6026-07	3/4"



## BRONZE GATE VALVE

FPT x FPT

- 200 PSI W.O.G (Cold Water, Oil, Gas)
- 125 PSI Saturated Steam
- Cast Bronze Construction
- Non-Rising Stem
- Solid Wedge Disc
- Cast Hand Wheel

No.	FPT	Port
6012-05	1/2"	0.508"
6012-07	3/4"	0.760"
6012-10	1"	0.960"
6012-12	1 1/4"	1.268"
6012-15	1 1/2"	1.500"
6012-20	2"	1.972"
6012-25	2 1/2"	2.520"
6012-30	3"	3.000"
6012-40	4"	3.680"



## BRONZE GATE VALVE

Copper x Copper

- 200 PSI W.O.G (Cold Water, Oil, Gas)
- 125 PSI Saturated Steam
- Cast Bronze Construction
- Non-Rising Stem
- Solid Wedge Disc
- Cast Hand Wheel

No.	C x C	Port
6013-05	1/2"	0.508"
6013-07	3/4"	0.760"
6013-10	1"	0.960"
6013-12	1 1/4"	1.268"
6013-15	1 1/2"	1.500"
6013-20	2"	1.972"



## CAST BRASS STOP VALVE

- Max. 125 PSI
- Max. 212°F (100°C)
- Cast Hand Wheel

STOP VALVE

No.	FPT
6019-05	1/2"
6019-07	3/4"

STOP WASTE VALVE WITH DRAIN

6020-05	1/2"	\$4.35
6020-07	3/4"	4.99



## CAST BRASS STOP VALVE

Copper x Copper

- Max. 125 PSI
- Max. 212°F (100°C)
- Cast Hand Wheel

STOP VALVE

No.	C x C
6021-05	1/2"
6021-07	3/4"

STOP WASTE VALVE WITH DRAIN

6022-05	1/2"
6022-07	3/4"



## COMPRESSION GATE VALVE

- 200 PSI W.O.G (Cold Water, Oil, Gas)
- Non-Rising Stem
- Solid Wedge Disc
- Compression Ring & Nut
- Cast Hand Wheel
- Meets ANSI / NSF61-8

No.	Com.	Port
6014-05	1/2"	0.508"
6014-07	3/4"	0.760"
6014-10	1"	0.960"



## BRASS COMPRESSION STOP VALVE

- Max 200° F (93° C)
- Min 20° F (-6° C)
- Max 125 PSI
- Rubber packing

No.	Comp x Comp
6029-05	1/2"
6029-07	3/4"

**Compression Valve with Drain**

6030-05	1/2"
6030-07	3/4"



## BRASS PEX VALVE WITH DRAIN

- Max 150 PSI
- Max 180° F

No.	Pex x Pex
6032-05	1/2"
6032-07	3/4"



## BRONZE VACUUM BREAKER

- Manual drain
  - Break-away set screw
- For vandal proof installation

No.	MGHT x FGHT
6050-07	3/4" x 3/4"



## BRASS LEVER VALVE

- Water Tankers
- Vacuum Tankers
- Septic Tanks
- Liquid Waste
- Liquid Manure Spreaders
- Max. PSI 2" to 4" 45 PSI
- Max. PSI 6" 22 PSI
- Operating temp. range - 15°C to +80°C
- Max. vacuum 10 PSI

No.	Mfg. No.	FPT
7365	ART3-2	2"
7366	ART3-3	3"
7367	ART3-4	4"
7368	ART3-6	6"

## NON-FREEZE LAWN FAUCETS



- Self-draining vacuum breaker
- Dual connection: 1/2" MPT or Copper
- Chrome Plated
- Garden hose connection
- CSA approved
- Shipped with a plastic insert to facilitate proper installation.

No.	Length
<b>1/2" MPT x 1/2" CxC Connection</b>	
6052-04	4"
6052-06	6"
6052-08	8"
6052-10	10"
6052-12	12"
6052-14	14"
<b>3/4" MPT x 1/2" FPT Connection</b>	
6053-08	8"
6053-10	10"
6053-12	12"
6053-14	14"

## NON-FREEZE LAWN FAUCETS



- Connections size 1/2" MPT & 1/2" Copper
- Chrome plated
- Garden hose connection
- CSA approved
- Shipped with a plastic insert to facilitate proper installation.

No.	Length
6051-04	4"
6051-06	6"
6051-08	8"
6051-10	10"
6051-12	12"
6051-14	14"

## FORGED BRASS BOILER DRAIN/SEDIMENT FAUCETS

FPT x MGHT




- Max 200° F (93° C)
- Min 20° F (-6° C)
- Max 150 PSI

No.	FPT x MGHT
6028-05	1/2" x 3/4"
6028-07	3/4" x 3/4"

## FORGED BRASS BOILER DRAIN/SEDIMENT FAUCETS

MPT x MGHT



- Max 200° F (93° C)
- Min 20° F (-6° C)
- Max 150 PSI

No.	MPT x MGHT
6027-05	1/2" x 3/4"
6027-07	3/4" x 3/4"

## CAST BRASS GATE VALVE

MPT x MGHT




- Max. 212°F (100°C)
- Max. 125 PSI
- Cast Hand Wheel
- CSA Approved

No.	MPT x MGHT
6017-05	1/2" x 3/4" MGHT
6017-07	3/4" x 3/4" MGHT

## CAST BRASS GATE VALVE

PEX x MGHT



- For PEX Pipe
- Max. 212°F (100°C)
- Max. 125 PSI
- Cast Hand Wheel
- CSA Approved
- CSA does not apply to pex end

No.	Pex x MGHT
6018-05	1/2" x 3/4"

## 1/4" TURN BALL HOSE BIBB

MPT x MGHT



- Max 248° F (120° C)
- Max 200 PSI
- Cast on/off hand lever

No.	MPT x MGHT
6035-05	1/2" x 3/4"
6035-07	3/4" x 3/4"

## ROUGH BRASS HOSE BIBB

MPT x MGHT



- Max. 180° F
- Max. 150 PSI

No.	Inlet	Outlet
6034-05	1/2" MPT	3/4" MGHT
6034-07	3/4" MPT	3/4" MGHT

## BRASS DRAIN

MPT x MGHT



- I.D. Copper Pipe Size
- Max. 250 PSI WOG

No.	MPT	MGHT
7420	1/2"	3/4"
7421	3/4"	3/4"

## THREE WAY BRASS BALL VALVE



- Chrome plated brass ball
- 1/4 turn on/off lever action
- Plastic coated handle
- Max 400 PSI WOG
- Teflon seats
- Full Port

No.	FPT
7370	1/2"
7371	3/4"
7372	1"

## BLACK CARBON-STEEL BALL VALVES



- Full Port
- Max. 2000 PSI
- Max. 180°

No.	FPT	Weight
3600	1/4"	0.17 lbs.
3601	3/8"	0.16 lbs.
3602	1/2"	0.64 lbs.
3603	3/4"	1.02 lbs.
3604	1"	2.00 lbs.
3605	1 1/4"	3.10 lbs.
3606	1 1/2"	5.40 lbs.
3607	2"	8.30 lbs.

## STAINLESS STEEL BALL VALVES



- Full Port
- Max 6000 PSI
- Max. 180°
- Weight 1.98 lbs.

No.	FPT
3608	3/8"

## STEEL BALL VALVES



- Full Port
- Max 7350 PSI
- Max. 180°
- Weight 1.98 lbs.

No.	FPT
3609	3/8"



## PULSATION DAMPENERS

- Mounts on outlet of pump
- Prolongs life of pump & system
- Steel Alloy
- Max 3100 PSI
- Max. 180°
- 580 PSI Pre-Charge
- 0.16 Litre
- Weight 1.82 lbs.

No.	FPT
3610	3/8"

## NEEDLE VALVE



- 6000 PSI W.O.G.
- Threaded Ends

No.	FPT
3477	1/4"
3478	3/8"
3479	1/2"
3480	3/4"
3481	1"

## GATE VALVE FULL PORT



- Threaded ends
- 200 PSI W.O.G.
- Investment casting
- Non-rising stem and handwheel

No.	FPT
7392SS	1/2"
7393SS	3/4"
7394SS	1"
7395SS	1 1/4"
7396SS	1 1/2"
7397SS	2"

## BALL VALVE REDUCED PORT



- One piece body
- Temp. -20° to 450° F
- 800 PSI W.O.G.
- Blowout proof stem
- Lock out handle
- Floating ball

No.	FPT
7462	1/4"
7463	3/8"
7464	1/2"
7465	3/4"
7466	1"
7467	1 1/4"
7468	1 1/2"
7469	2"

## BALL VALVE FULL PORT



- Blowout proof stem
- 1000 PSI W.O.G.
- Adj. Packing Nut
- Locking handle
- Floating ball

No.	FPT
7411	1/4"
7412	3/8"
7413	1/2"
7414	3/4"
7415	1"
7416	1 1/4"
7417	1 1/2"
7418	2"
7422	2 1/2"
7419	3"
7423	4"

## BALL VALVE THREE PIECE



- Full Port
- 1000 PSI W.O.G.
- Blow out proof stem
- Adj. packing nut
- Floating ball

No.	FPT
7470	1/4"
7471	3/8"
7472	1/2"
7473	3/4"
7474	1"
7475	1 1/4"
7476	1 1/2"
7477	2"
7478	2 1/2"
7479	3"
7479-4	4"

## BALL VALVE THREE WAY



- Adj. stem seals
- Blow out proof stem
- 1000 PSI W.O.G.
- "L" port
- 360° rotation

No.	FPT
7435	1/2"
7436	3/4"
7437	1"
7438	1 1/2"
7439	2"

# PVC BALL VALVES



**SANKING  
PVC COMPACT  
BALL VALVE**

- EPDM
- Shock-resistant
- Temp. range: 41°F - 122°F (5°C - 50°C)
- Max pressure: 150 PSI
- Suitable for Schedule 40 & 80 pipe
- Maintenance Free Design
- EPDM Rubber Parts
- Available in FPT or SLIP

Uses: Farm, Irrigation, industrial, marine

No.	Size	Ports	Bore
3181-1	1/2"	FPT	.55
3182-1	3/4"	FPT	.79
3183-1	1"	FPT	.98
3184-1	1 1/4"	FPT	1.18
3185-1	1 1/2"	FPT	1.42
3186-1	2"	FPT	1.83

Same features as above

No.	Size	Ports	Bore
3221-1	1/2"	Slip	.55
3222-1	3/4"	Slip	.79
3223-1	1"	Slip	.98
3224-1	1 1/4"	Slip	1.18
3225-1	1 1/2"	Slip	1.42
3226-1	2"	Slip	1.83



**PVC  
TRUE UNION  
BALL VALVE**

- Shipped complete with both thread and slip connections
- True union ball valve
- Two way blocking
- Teflon seats
- 150 PSI @ 73°F
- Full port
- EPDM O-ring

No.	FPT
0924-05	1/2"
0924-07	3/4"
0924-10	1"
0924-12	1 1/4"
0924-15	1 1/2"
0924-20	2"
0924-25	2 1/2"
0924-40	4"



**POLYPROPYLENE  
KNIFE VALVE**

- EPDM Seals
- Full Port
- Quick Acting
- No suitable for pressure

No.	Mfg. No.	FPT
3138-1	450035	1 1/4"
3138-2	450036	1 1/2"
3138-3	450037	2"



**HERSHEY  
PVC COMPACT  
BALL VALVE**

- EPDM
- Shock-resistant
- 150 PSI working temp. @ 73°F (22°C)
- Excellent flow characteristics
- Full Port
- Suitable for Schedule 40 & 80 pipe
- Maintenance Free Design
- Available in FPT or SLIP
- EPDM Rubber Parts

No.	Size	Ports	Bore
3181	1/2"	FPT	.55
3182	3/4"	FPT	.79
3183	1"	FPT	.98
3184	1 1/4"	FPT	1.18
3185	1 1/2"	FPT	1.42
3186	2"	FPT	1.83
3187	2 1/2"	FPT	2.36
3188	3"	FPT	3.03
3189	4"	FPT	3.93

Same features as above

No.	Size	Ports	Bore
3221	1/2"	Slip	.55
3222	3/4"	Slip	.79
3223	1"	Slip	.98
3224	1 1/4"	Slip	1.18
3225	1 1/2"	Slip	1.42
3226	2"	Slip	1.83
3227	2 1/2"	Slip	2.36
3228	3"	Slip	3.03
3229	4"	Slip	3.93



**PVC  
TRUE UNION  
BALL VALVE**

- Shipped complete with both thread and slip connections
- True union ball valve
- Two way blocking
- Teflon seats
- 150 PSI @ 73°F
- Full port
- Viton O-ring

No.	FPT
0926-05	1/2"
0926-07	3/4"
0926-10	1"
0926-12	1 1/4"
0926-15	1 1/2"
0926-20	2"
0926-25	2 1/2"
0926-30	3"
0926-40	4"

**PVC BALL VALVE  
IDEAL FOR  
END NOZZLES**



- EPDM O-ring seals
- FDA Grade PVC
- Max 250 PSI

No.	Size
3170	1/4" FPT x 1/4" FPT



**PVC COMPACT  
BALL VALVE**

- EPDM
- Shock-resistant
- Full Port
- Temp. range: 32°F - 122°F (0°C - 50°C)
- Max pressure: 150 PSI
- Not NSF Approved

FPT	Slip	Size
3181-2	3181-3	1/2"
3182-2	3182-3	3/4"
3183-2	3183-3	1"
3184-2	3184-3	1 1/4"
3185-2	3185-3	1 1/2"
3186-2	3186-3	2"



**HERSHEY  
PVC COMPACT  
BALL VALVE**

- Viton
- Shock-resistant
- 150 PSI working temp. @ 73°F (22°C)
- Excellent flow characteristics
- Full Port
- Suitable for Schedule 40 & 80 pipe
- Maintenance Free Design
- Available in FPT or SLIP
- EPDM Rubber Parts

No.	Size	Ports	Bore
3181VI	1/2"	FPT	.55
3182VI	3/4"	FPT	.79
3183VI	1"	FPT	.98
3184VI	1 1/4"	FPT	1.18
3185VI	1 1/2"	FPT	1.42
3186VI	2"	FPT	1.83

Same features as above

No.	Size	Ports	Bore
3221VI	1/2"	Slip	.55
3222VI	3/4"	Slip	.79
3223VI	1"	Slip	.98
3224VI	1 1/4"	Slip	1.18
3225VI	1 1/2"	Slip	1.42
3226VI	2"	Slip	1.83



**SPEARS  
COMPACT  
BALL VALVES  
PVC**

- Available in FPT or SLIP
- Full Port
- Suitable for vacuum service
- Teflon Ball Seats
- Max. pressure 150 PSI @ 100°F
- Max. Temp.: 50 PSI @ 140°F

No.	Size	Ports
1521-002	1/4"	FPT
1521-003	3/8"	FPT

Same features as above

No.	Size	Ports
1522-002	1/4"	Slip
1522-003	3/8"	Slip

# POLYPROPYLENE VALVES & ACCESSORIES



**BANJO SINGLE UNION  
POLYPROPYLENE  
BALL VALVE**  
(FPT x FPT)

- Molded in glass reinforced polypropylene
- EPDM & Viton o-rings available
- Double O-rings in stem area
- Max. 100 PSI at 72°F
- Max. 75 PSI at 150°F
- Teflon seats

No.	FPT
3172	1/2"
3173	3/4"
3174	1"
3175	1 1/4"
3176	1 1/2"
3177	2"

**POLY AIR ACTUATED  
SHUTOFF VALVE**



- Bladder pinches shut between 15 to 20 PSI
- EDPM or Viton seals
- Max. 70 PSI

No.	FPT
3450	3/4"
3450V	3/4"
3451	1"
3451V	1"
3452	1" x 3/4"
3452V	1" x 3/4"



**BOTTOM LOAD  
THREE WAY  
FULL PORT**

- Directional flow either right or left. Valve can be turned off to stop flow.

No.	FPT	Ports
3238	3/4"	1"
3239	1"	1"
3240	1 1/4"	1 1/2"
3241	1 1/2"	1 1/2"
3242	2"	2"



**LOCKING  
DEVICE**

- Stainless Steel
- Installs under valve handle
- Comes complete with bracket and handle
- Lock not included

No.	For Valves
1696	3202, 3203, 3204



**POLYPROPYLENE  
SWIVALS**

- Teflon Thrust Bearing
- Viton O-rings
- Glass Reinforced
- 75 P.S.I. Maximum

No.	Size
4607	1" x 1"
4608	1 1/2" x 1 1/2"
4609	2" x 2"



**BANJO SPIN WELD  
POLYPROPYLENE  
BALL VALVE**  
(FPT x FPT)

- EPDM stem O-ring to handle most fertilizers and many chemicals.
- Max. 150 PSI at 70°F

No.	FPT
3470	1/2"
3471	3/4"
3472	1"
3473	1 1/4"
3474	1 1/2"
3475	2"



**SINGLE UNION  
POLYPROPYLENE  
BALL VALVE**  
(FPT x FPT)

- Safety Block Feature
- Full Port
- Precision ground ball
- Female threaded brass mounting inserts 1 1/4", 1 1/2", & 2"
- Teflon seats with EPDM "O" rings under seat for positive seal
- Double "O" rings in stem area
- Max. 150 PSI at 75°F.

No.	FPT
3231	1/2"
3232	3/4"
3233	1"
3234	1 1/4"
3235	1 1/2"
3236	2"



**SIDE LOAD THREE  
WAY FULL PORT**

- Directional flow either right or left. Valve cannot be turned off.

No.	FPT	Ports
3244	3/4"	1"
3245	1"	1"
3246	1 1/4"	1 1/2"
3247	1 1/2"	1 1/2"
3248	1 1/2"	2"



**LOCKING DEVICE**

- Stainless Steel Hardware
- Locks in open or closed positions
- Locking handle replaces standard handle
- Lock not included

No.	For Valves
1697	3205, 3206, 3207 & 3211



**BANJO  
THREE WAY  
BOTTOM LOAD  
UNION VALVE**

No.	FPT
UV125BL	1 1/4"
UV200BL	2"



**THREE WAY  
SINGLE UNION  
POLYPROPYLENE  
BALL VALVE**  
(FPT x FPT x FPT)

- Side Load
- Centre is off position
- All other features same as 3231 to 3236

No.	FPT
3256	1/2"
3257	3/4"
3258	1"
3259	1 1/4"
3260	1 1/2"
3261	2"

**BANJO POLY NOZZLE VALVE**



- Stainless steel metal parts
- Viton rubberparts
- Max. 75 PSI
- 40 GPM

No.	FPT
3210	1"

**BANJO RIGHT ANGLE  
BALL VALVE NOZZLE**



- Convenient transfer of liquids
- Light weight
- Viton O rings
- 8" long fill spout
- Max. 100 PSI

No.	Size
3191	1 1/2" FP
3192	2" STD
3193	2" FP

**POLY SIPHON TUBES**



No.	Mfg. No.	MPT
3131	ST200	2"
3132	ST200	3"

# BANJO POLYPROPYLENE BALLS VALVES

- Precision molded in Polypropylene reinforced with fiberglass for additional strength.
- Viton o-ring stem seal.
- Teflon self-lubricating stem bushings and seats cannot stick or bind.

- Stainless Steel Bolts.
- Self-aligning ball moves freely against the Teflon seats for smooth operation.
- Valve opens and closes with very little pressure on the handle.

- Ball is diamond turned after molding to make it spherically perfect, which provides the right contact between ball and seats.
- Maximum operating pressure 100 P.S.I. at 70° F. — 75 P.S.I. at 150°F.
- Max. Temperature 185°F

## 3-WAY BALL VALVE HANDLE RISERS



BL - Bottom Load  
SL - Side Load  
FP - Full Port  
SP - Standard Port

No.	Type
3001	3/4" & 1" BL
3001BL	1" FP & 1 1/4" SP, 3/4" & 1" SL
3002	1 1/4" & 1 1/2" BL
3002BL	1 1/4" FP - 2" SP, 1 1/4" & 1 1/2" SL
3003	2" & 3" FP BL
3003BL	2" FP & 2" SL

## 2" 4 BOLT STUBBY BALL VALVES



2" FPT x 2" MALE ADAPTER

No.	FPT	Port	Adapter
3194	2"	1 1/2"	2"
3194FP	2"	2"	2"



2" FPT x 2" MPT

No.	FPT	Port	MPT
3195	2"	1 1/2"	2"
3195FP	2"	2"	2"



2" MALE ADAPTER x 2" FPT

No.	FPT	Port	Adapter
3196	2"	1 1/2"	2"
3196FP	2"	2"	2"



2" 4 BOLT FULL PORT COMBINATION VALVE

No.	FPT	Port	Adapter
3190-4	2"	2"	2"



BANJO VALVE MOUNTING BRACKETS

- 304 Stainless steel bracket
- For Valve #V150, V200, V200FP, V300, V400, VFMT200FP & VFMT200FPSH

No.	Type
BAV25270	Straight
BAV25271	Angle

## 3" 6 BOLT STUBBY BALL VALVES

3" MPT x 3" FPT



- 6 Bolt
- 3" MPT x 3" FPT

No.	FPT	Port	MPT
VSM300	3"	2 1/2"	3"



3" MALE ADAPTER x 3" FPT

- 6 Bolt
- 3" M ADP x 3" FPT

No.	FPT	Port	Adapter
VSF300	3"	2 1/2"	3"



3" MALE ADAPTER x 3" MPT

- 6 Bolt
- 3" M ADP x 3" MPT

No.	MPT	Port	Adapter
VSFMT300	3"	2 1/2"	3"

FULL PORT 6 BOLT COMBINATION 2" MALE ADAPTER

No.	FPT	Port	FPT
3190	2"	2"	2"
With shorter handle for use in restricted areas			
3190SH	2"	2"	2"



4 BOLT VALVES

No.	FPT	Port	FPT
3197	1 1/2"	3/4"	1 1/2"
3198	3/4"	3/4"	3/4"
3199	1"	3/4"	1"
3200	1"	1"	1"
3201	1 1/4"	1"	1 1/4"
3202	1 1/4"	1 1/2"	1 1/4"
3203	1 1/2"	1 1/2"	1 1/2"
3204	2"	1 1/2"	2"
3205-4	2"	2"	2"



6 BOLT VALVES

No.	FPT	Port	FPT
3205	2"	2"	2"
3207	3"	2 1/2"	3"
3206	3"	3"	3"
3211	4"	3 1/2"	4"



BANJO ANSI FLANGE VALVE

No.	ANSI Flange	Port	Adapter
3194-F	2" ID x 6" OD	2"	2"

ANSI Flange Gaskets purchase separate below



ANSI GASKETS FOR VALVES NO. 3194-F & 3195-F

No.	FPT	Type
6951G	2" x 6"	EPDM
6951GV	2" x 6"	Viton



STUBBY VALVE 2" ADAPTER x 2" HB

No.	Mfg. No.	HB	Adapter
3194HB	VSFHB200	2"	2"



STUBBY VALVE 2" FULL PORT FPT x FPT

No.	Mfg. No.	FPT x FPT
3180	VS204FP	2" x 2"